



PFI MEGA LIFE

PFI MEGA LIFE BALANCED FUND

BALANCED UNIT LINK

Bloomberg Ticker: MEGAPLB:IJ

December 30, 2019

Investment Objectives

Aims to maintain a balance between the growth of investment value and the fluctuation of securities by investing in equities portfolio, fixed income portfolio and money market portfolio.

About PFI Mega Life

Established in 2011, PT PFI Mega Life Insurance is a newly structured joint venture life insurance company which combines the global expertise of Prudential Financial Inc with the local market network of CT Corpora. PFI Mega Life offers an array of life insurance products which cater to a wide range of customers, from large entities to individuals.

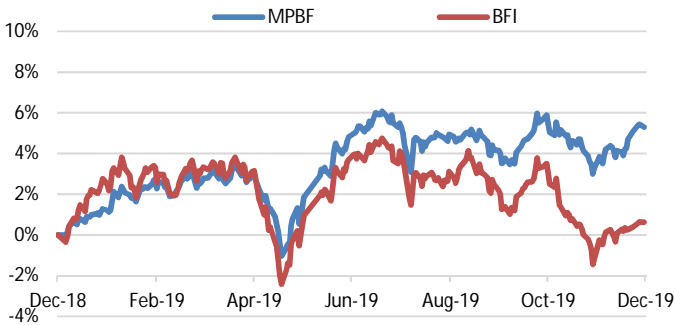
Investment Policy

| | |
|--|-----------|
| Stocks / Equity Mutual Funds | 0% - 79% |
| Fixed Income / Fixed Income Mutual Funds | 0% - 79% |
| Money Market / Money Market Mutual Funds | 0% - 79% |
| Balanced Mutual Funds | 0% - 100% |

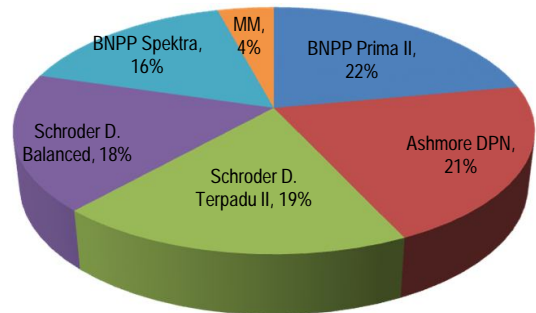
Top Holdings in Portfolio (Alphabetical Order)

| | |
|------------------------------|-----------------------------|
| 1. Bank Central Asia (Stock) | 4. FR0071 (Gov. Bond) |
| 2. Bank Mandiri (TD) | 5. Telkom Indonesia (Stock) |
| 3. FR0070 (Gov. Bond) | |

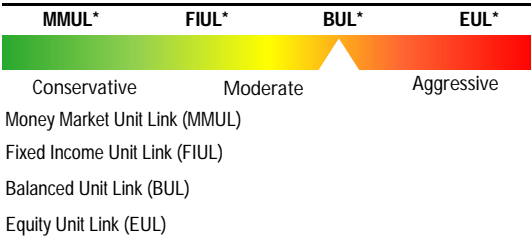
1 Year Performance



Assets Allocation



Risk Profile



Unit Link Information

| | |
|-------------------------------------|-------------------|
| Inception Date | 16-Nov-15 |
| Unit Link Type | Balanced |
| Assets Under Management | 63,254,554,804.02 |
| Total Unit Issued | 53,651,896.61 |
| Custodian Bank | CIMB Niaga |
| NAV / Unit | 1,178.98 |
| Currency | Rupiah |
| Management Fee & Custodian Fee Max. | 3% p.a. |

Investment Risks

- Risk of deteriorating economic and political conditions.
- Risk of decrease in investment value.
- Risk of liquidity.
- Risk of dissolution and liquidation.

Historical Performance

| | 1 Month | 3 Months | 6 Months | YTD | 1 Year | 3 Years | Since Inception |
|---|--------------|--------------|--------------|--------------|--------------|---------------|-----------------|
| PFI Mega Life Balanced Fund (MPBF) * | 1.94% | 1.10% | 0.46% | 5.29% | 5.29% | 13.42% | 17.90% |
| Balanced Fund Index (BFI) | 1.75% | -1.52% | -2.96% | 0.62% | 0.62% | 7.91% | 20.36% |

* PFI Mega Life Balanced Fund (old: Mega Prima Link Balanced Fund).

Disclaimer

This report is prepared by PT PFI Mega Life Insurance for informational purposes only and can not be used or used as a basis for offering or selling. This report is based on the circumstances that have occurred and has been carefully prepared by PT PFI Mega Life Insurance even though PT PFI Mega Life Insurance does not guarantee the accuracy or completeness of the report. PT PFI Mega Life Insurance and its officers or employees shall not be liable for any direct or indirect losses arising from any use of this report. Past performance does not reflect future performance. Prospective Investors must understand the risks of investing in Unit Link (Capital Market), therefore prospective Investors must read and understand the contents of Policy / Brochure before deciding to invest.

PT PFI MEGA LIFE INSURANCE

Jl. T.B. Simatupang Kav. 88, Pasar Minggu, Jakarta Selatan 12520
Phone +62 21 50812100, Fax. +62 21 50812121

